

Product Parameters (产品描述)

产品编号 | Part Number: KB-HB/SL28W-xx-23670-5050
 出光角度 | Beam Angle: 30/60/90/AS
 产品材料 | Material: PC
 工作温度 | Work Temp: <105°C

安装方式 | Fastening: Screw
 防水圈 | Silica seal : available
 透光率 | Transmittance: 93%
 匹配LED | Match Led: SMD5050

Part Number	Lens Surface	Dimension	Beam Angle
KB-HB28W-30-23670-5050	雾面/matt	L236*W70MM	~30°
KB-HB28W-60-23670-5050	雾面/matt	L236*W70MM	~60°
KB-HB28W-90-23670-5050	雾面/matt	L236*W70MM	~90°
KB-SL28W-40*110-23670-5050	镜面/clear	L236*W70MM	~40*110°
KB-SL28W-80*150-23670-5050	镜面/clear	L236*W70MM	~80*150°
KB-SL28W-80*150VT-23670-5050	镜面/clear	L236*W70MM	~80*150°
KB-SL28W-90*120-23670-5050	雾面/matt	L236*W70MM	~90*120°

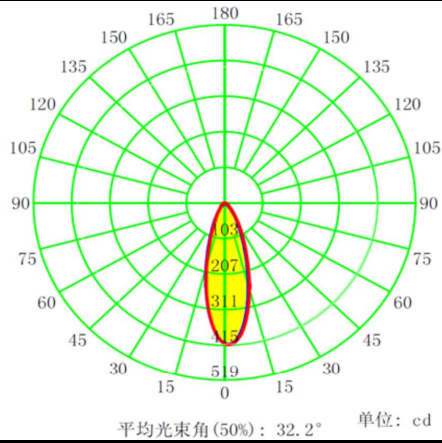
Direction for Use

(透镜 | LENS)

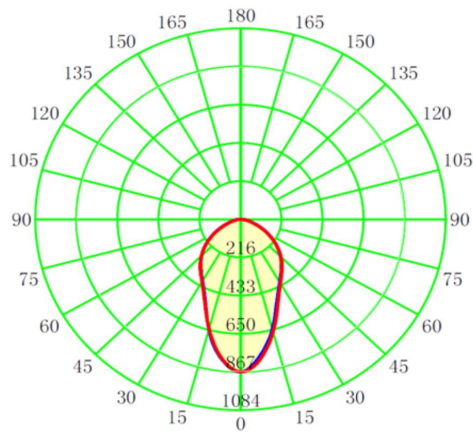
- 1, Please use some soft paper or pure water to clean lens (reflector)
- 2, Don't use any industrial solvent to clean lens surface , such as alcohol
- 3, Storage environment : Temperature 0~40°C , Humidity 30%~95%
- 4, This kind of lens can make the lighting more concentrated, and it's made from transparent material , so please do not open the packages until you use them, in case of the dust and other pollutions.

Light Distribution Curve (配光曲线图):

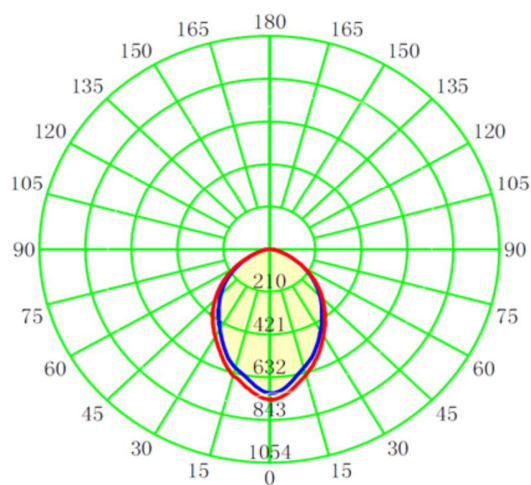
Part Number: KB-HB28W-30-23670-5050



Part Number: KB-HB28W-60-23670-5050

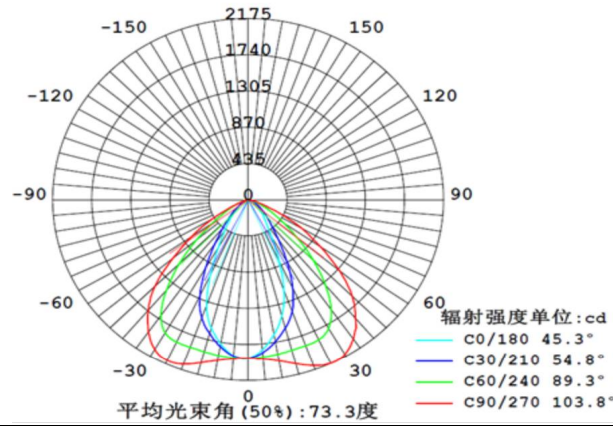


Part Number: KB-HB28W-90-23670-5050

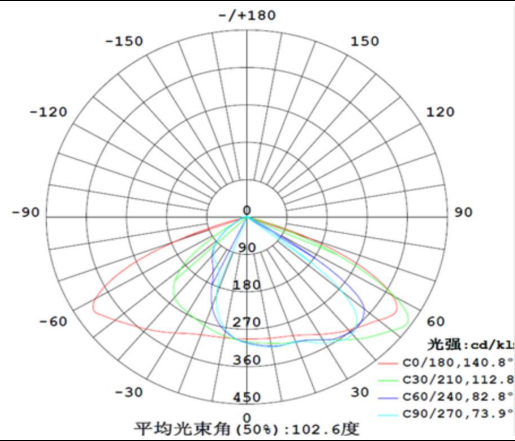


Light Distribution Curve (配光曲线图):

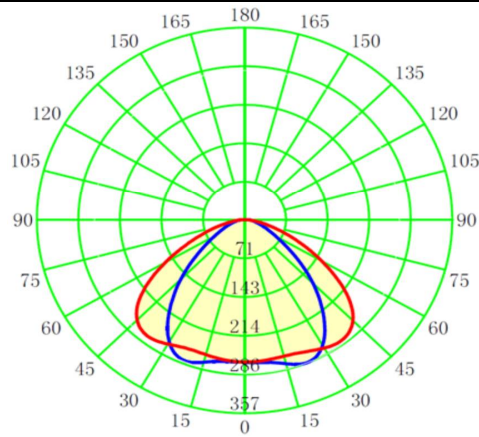
Part Number: KB-SL28W-40*110-23670-5050



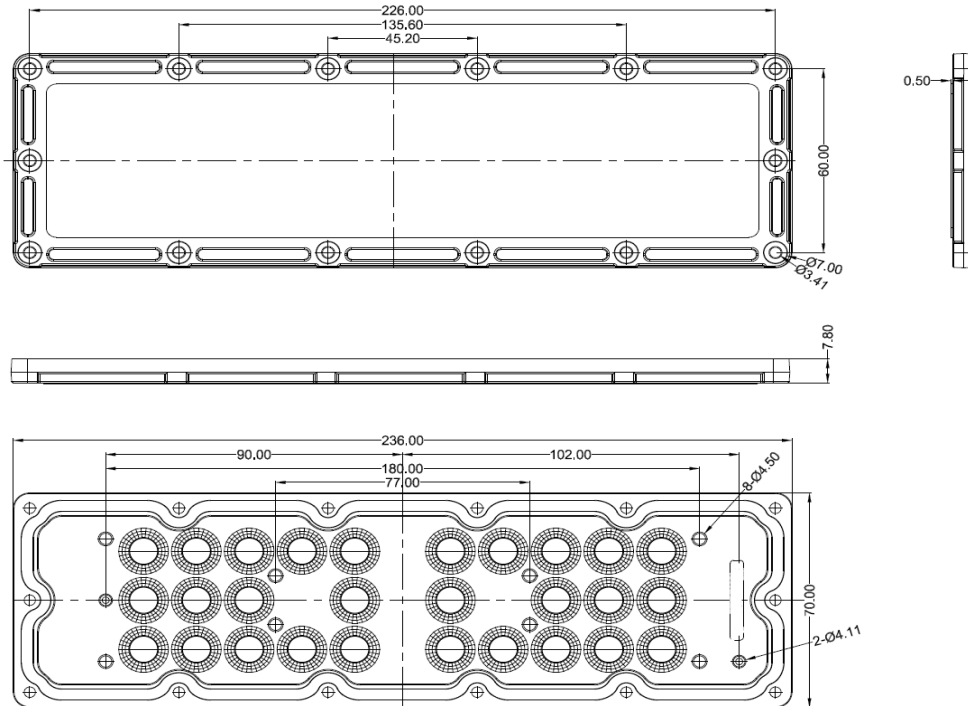
Part Number: KB-SL28W-80*150-23670-5050 & KB-SL28W-80*150VT-23670-5050




Part Number: KB-SL28W-90*120-23670-5050



Mechanical Characteristics (产品尺寸):



Product Package (产品包装):

Outer Carton (外箱)	
	
	<p>300pcs/carton Gross weight: 19.0kg/CTN Carton Dimension: 64*30*26cm</p>