

**Product Parameters (产品描述)**

产品编号 | Part Number: KB-HB/SL28W-xx-27075-5050  
 出光角度 | Beam Angle: 45/60/90/ASY  
 产品材料 | Material: PC  
 工作温度 | Work Temp: <105°C

安装方式 | Fastening: Screw  
 防水圈 | Silica seal : available  
 透光率 | Transmittance: 93%  
 匹配LED | Match Led: SMD5050

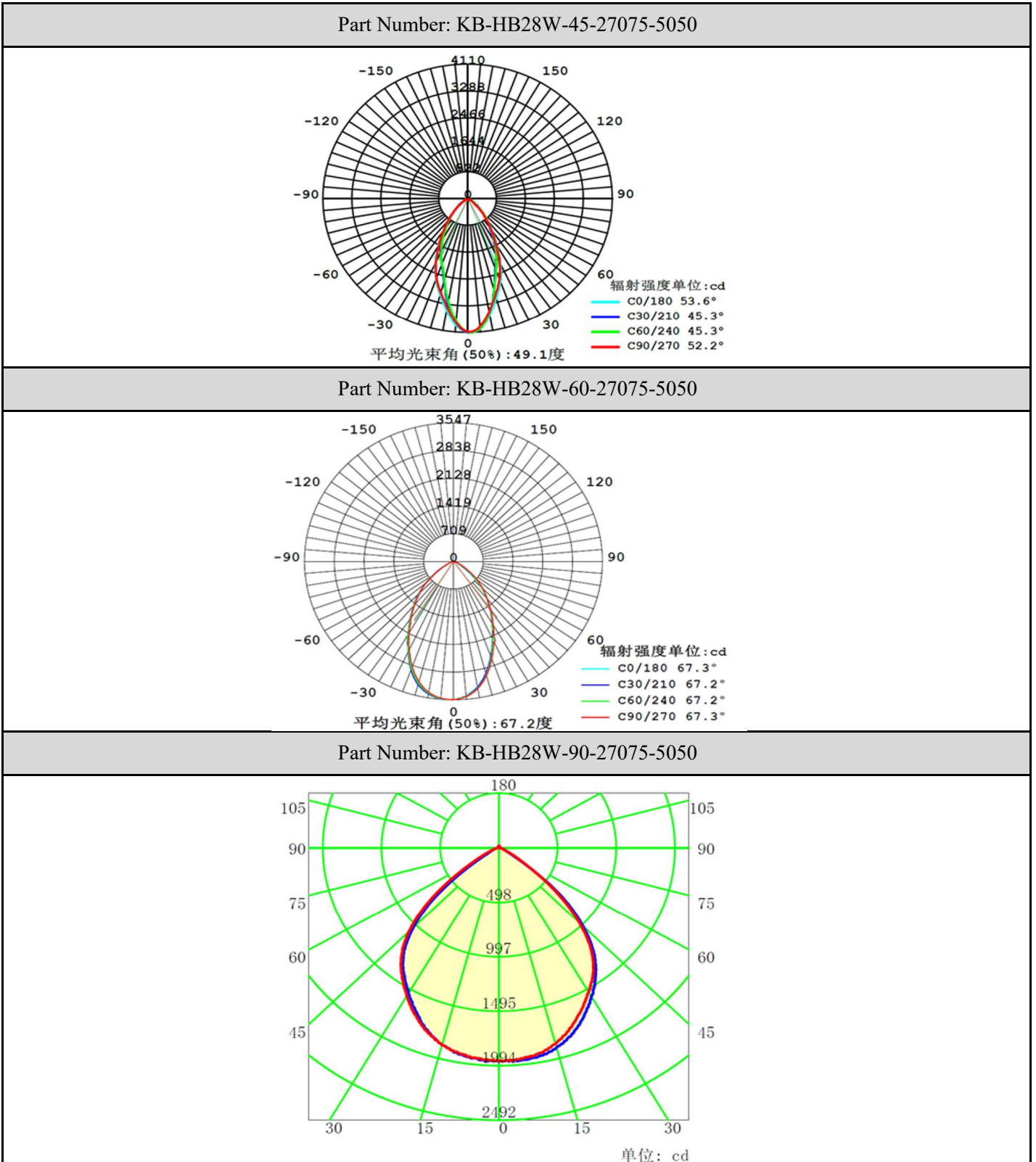
Part Number	Lens Surface	Dimension	Beam Angle
KB-HB28W-45-27075-5050	雾面/matt	L270*W75MM	~45°
KB-HB28W-60-27075-5050	雾面/matt	L270*W75MM	~60°
KB-HB28W-90-27075-5050	雾面/matt	L270*W75MM	~90°
KB-SL28W-TP2M-27075-5050	雾面/matt	L270*W75MM	~Type II-M
KB-SL28W-TP3M-27075-5050	雾面/matt	L270*W75MM	~Type III-M
KB-SL28W-TP4S-27075-5050	雾面/matt	L270*W75MM	~Type IV-S
KB-SL28W-TP5S-27075-5050	雾面/matt	L270*W75MM	~Type V-S
KB-SL28W-6090-27075-5050	雾面/matt	L270*W75MM	~60*90°

**Direction for Use**

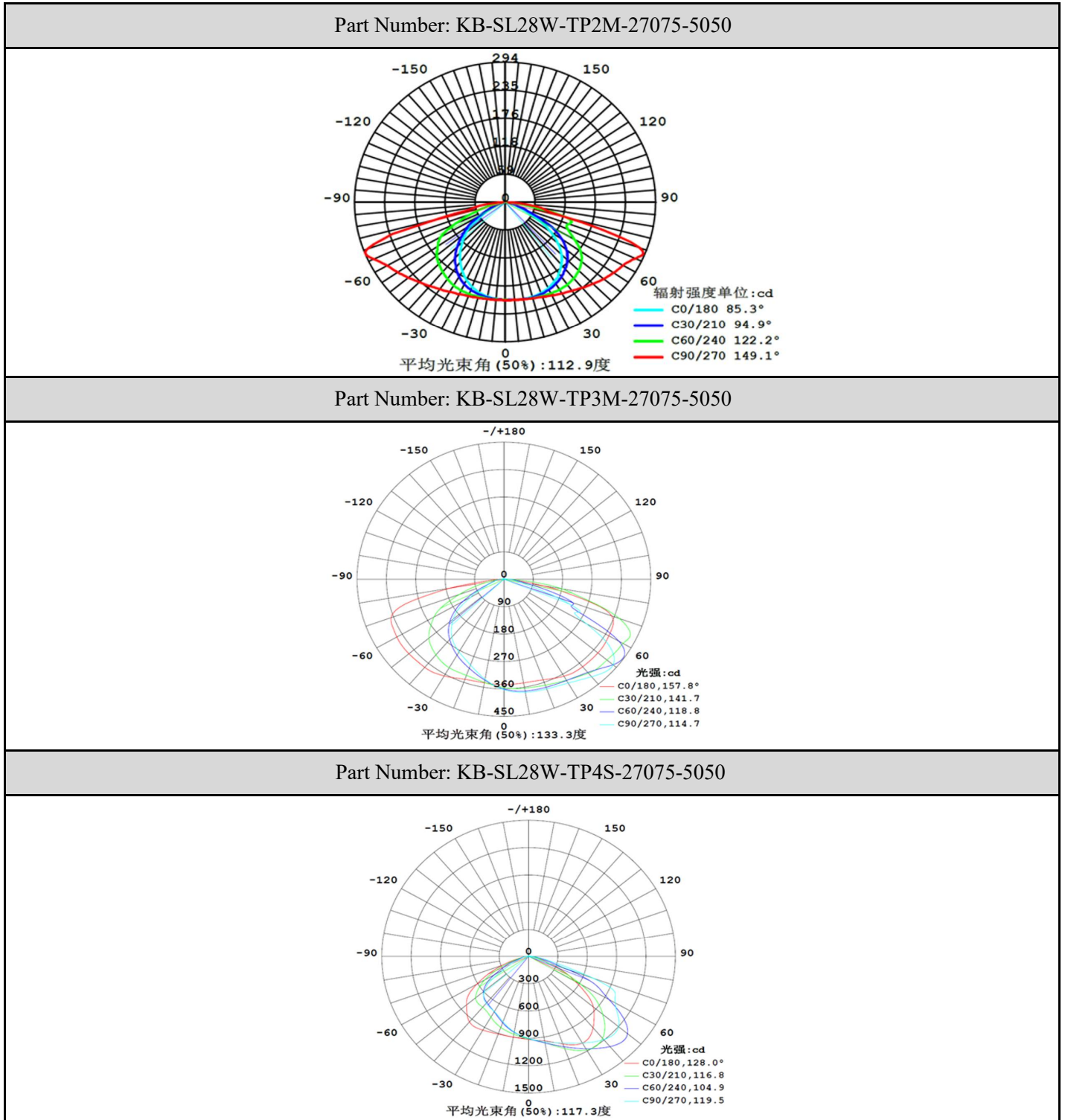
**(透镜 | LENS)**

- 1, Please use some soft paper or pure water to clean lens ( reflector)
- 2, Don't use any industrial solvent to clean lens surface , such as alcohol
- 3, Storage environment : Temperature 0~40°C , Humidity 30%~95%
- 4, This kind of lens can make the lighting more concentrated, and it's made from transparent material , so please do not open the packages until you use them, in case of the dust and other pollutions.

**Light Distribution Curve (配光曲线图):**

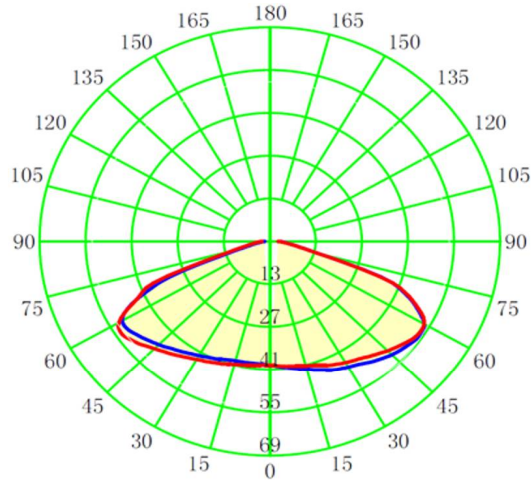


Light Distribution Curve (配光曲线图):

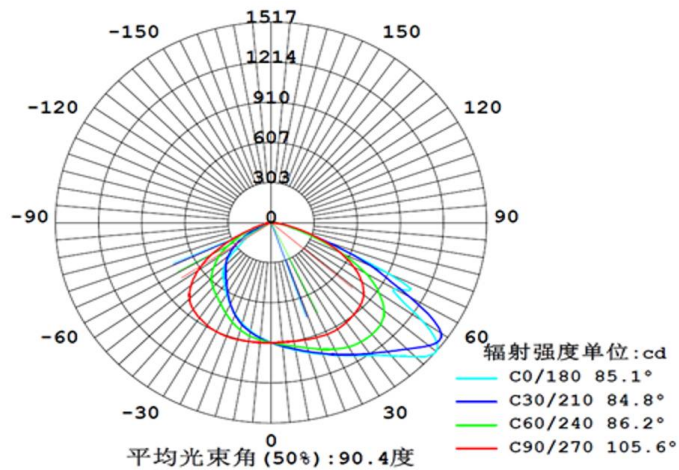


**Light Distribution Curve (配光曲线图):**

Part Number: KB-SL28W-TP5D-27075-5050



Part Number: KB-SL28W-6090-27075-5050





Mechanical Characteristics (产品尺寸):

