



**Product Parameters (产品描述)**

产品编号 | Part Number: KB-HB/SL12W-xx-5050  
 出光角度 | Beam Angle: 30/60/90/Asymmetric  
 产品材料 | Material: PC  
 工作温度 | Work Temp: <105°C

安装方式 | Fastening: Screw  
 防水圈 | Silica seal : available  
 透光率 | Transmittance: 93%  
 匹配LED | Match Led: SMD5050

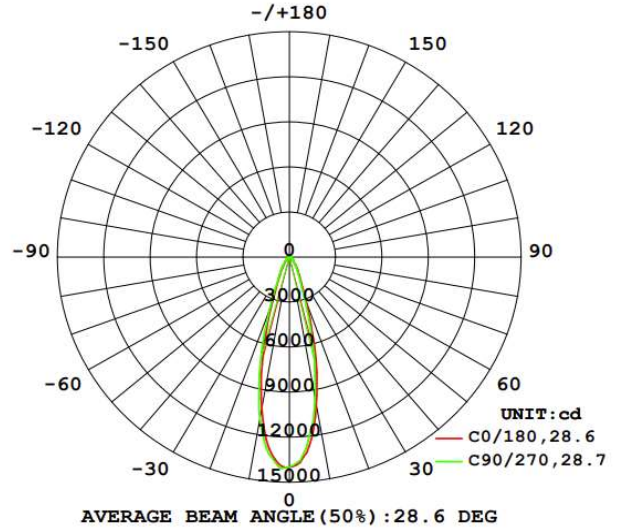
Part Number	Lens Surface	Dimension	Beam Angle
KB-HB12W-30-5050	镜面/clear	L173*W71.4mm	~30°
KB-HB12W-60-5050	镜面/clear	L173*W71.4mm	~60°
KB-HB12W-90-5050	镜面/clear	L173*W71.4mm	~90°
KB-SL12W-TP2M-5050	镜面/clear	L173*W71.4mm	Type II-M
KB-SL12W-TP2MVT-5050	镜面/clear	L173*W71.4mm	Type II-M
KB-SL12W-TP2M1VT-5050	镜面/clear	L173*W71.4mm	Type II-M
KB-SL12W-TP3M-5050	镜面/clear	L173*W71.4mm	Type III-M
KB-SL12W-TP3MVT-5050	镜面/clear	L173*W71.4mm	Type III-M

**Light Distribution Curve (配光曲线图):**

Part Number: KB-HB12W-30-5050

Test Led: SMD5050

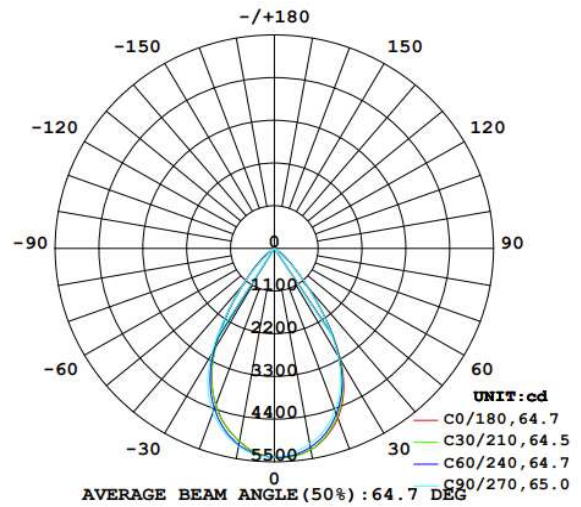
Beam Angle: 28.6°



Part Number: KB-HB12W-60-5050

Test Led: SMD5050

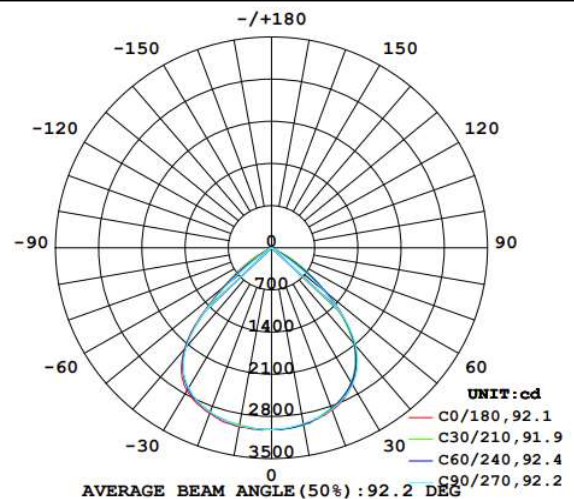
Beam Angle: 64.7°



Part Number: KB-HB12W-90-5050

Test Led: SMD5050

Beam Angle: 92.2°

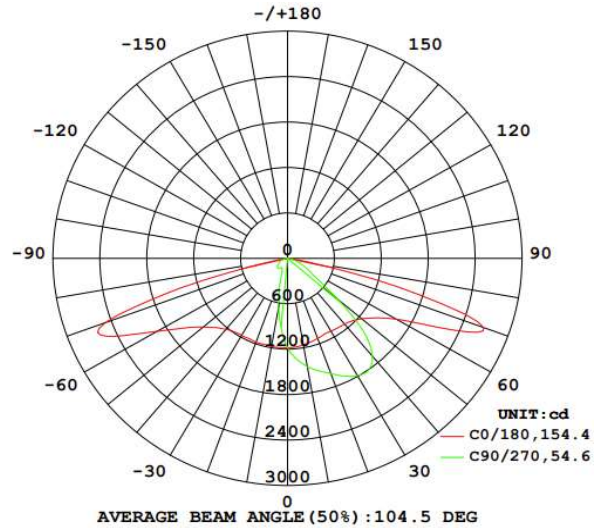


**Light Distribution Curve (配光曲线图):**

Part Number: KB-SL12W-T2M-5050

Test Led: SMD5050

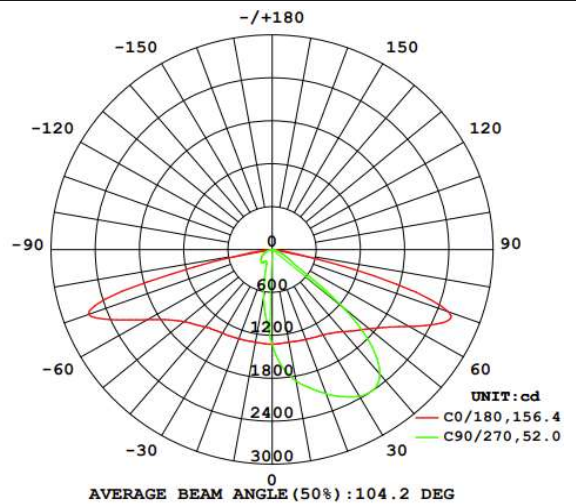
Beam Angle: 54.6\*154.4°



Part Number: KB-SL12W-T2MVT-5050

Test Led: SMD5050

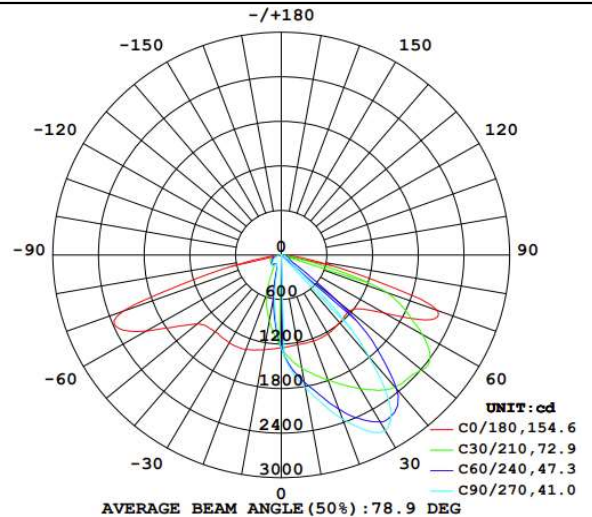
Beam Angle: 52\*156.4°



Part Number: KB-SL12W-T2M1VT-5050

Test Led: SMD5050

Beam Angle: 41\*154.6°

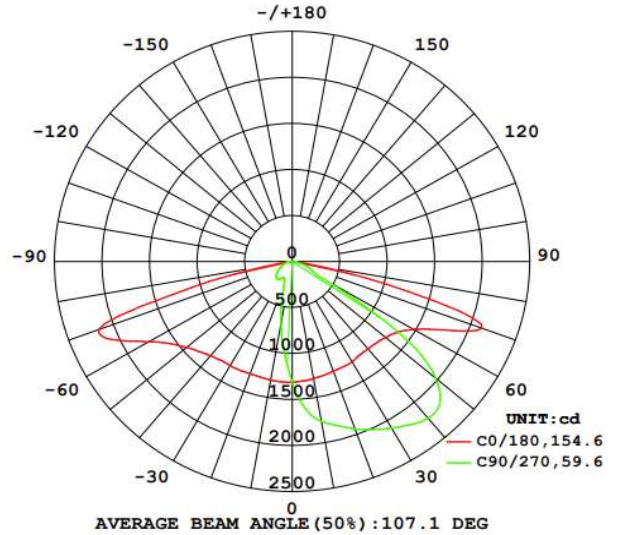


Light Distribution Curve (配光曲线图):

Part Number: KB-SL12W-T3M-5050

Test Led: SMD5050

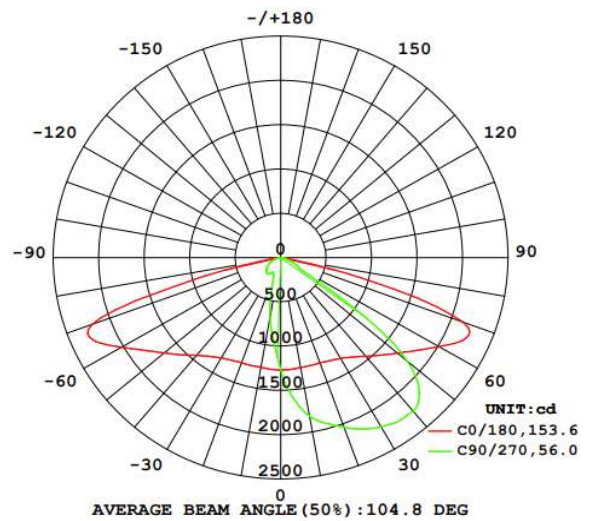
Beam Angle: 59.6\*154.6°



Part Number: KB-SL12W-T3MVT-5050

Test Led: SMD5050

Beam Angle: 56\*153.6°



Mechanical Characteristics (产品尺寸):

