



Product Parameters (产品描述)

产品编号 | Part Number: KB-LN26-xx

出光角度 | Beam Angle: 40|70|90|110|ASYM|Double ASYM

产品材料 | Material: PMMA

工作温度 | Work Temp: <85°C

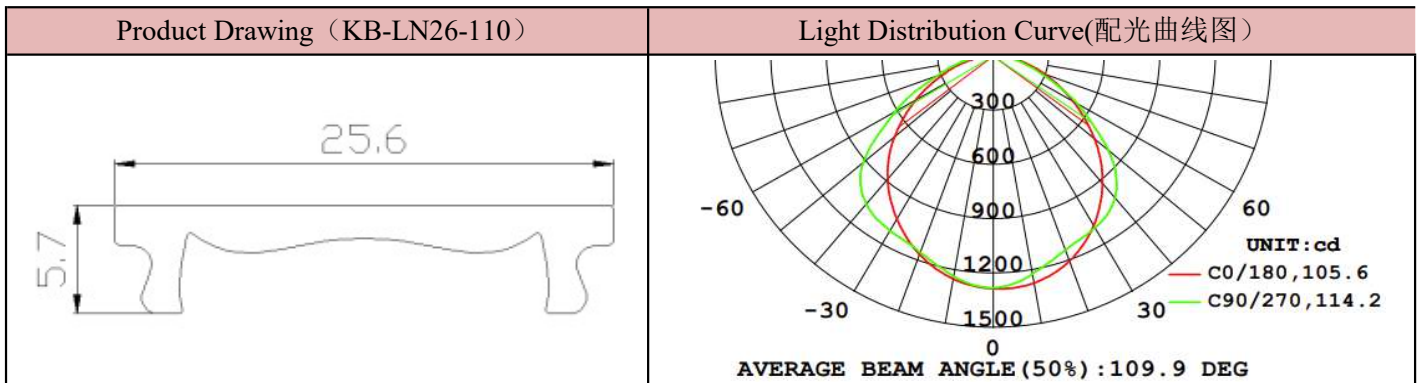
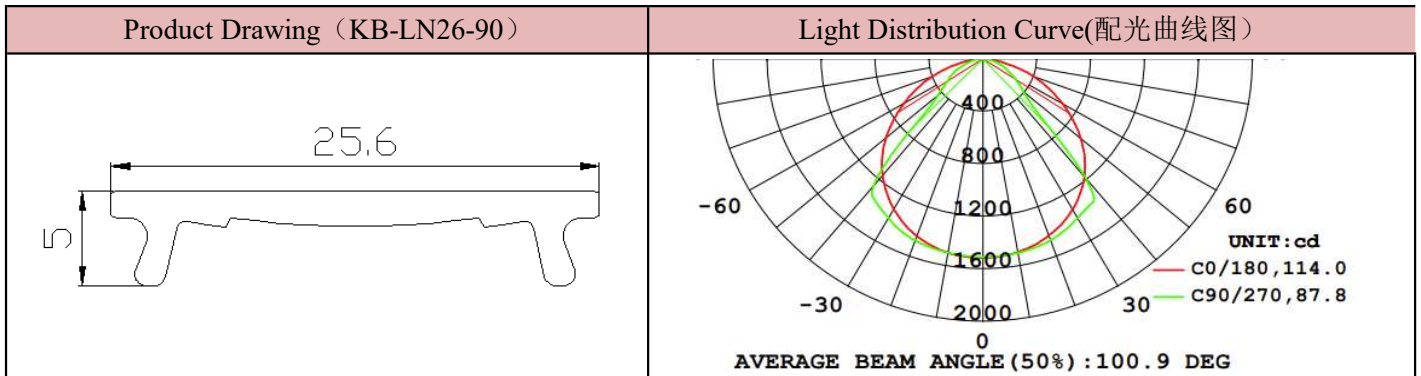
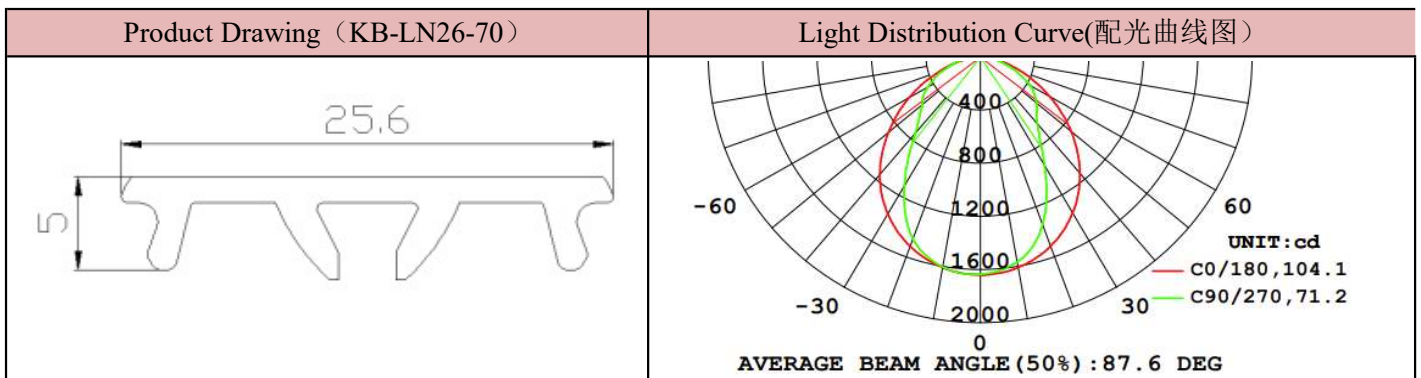
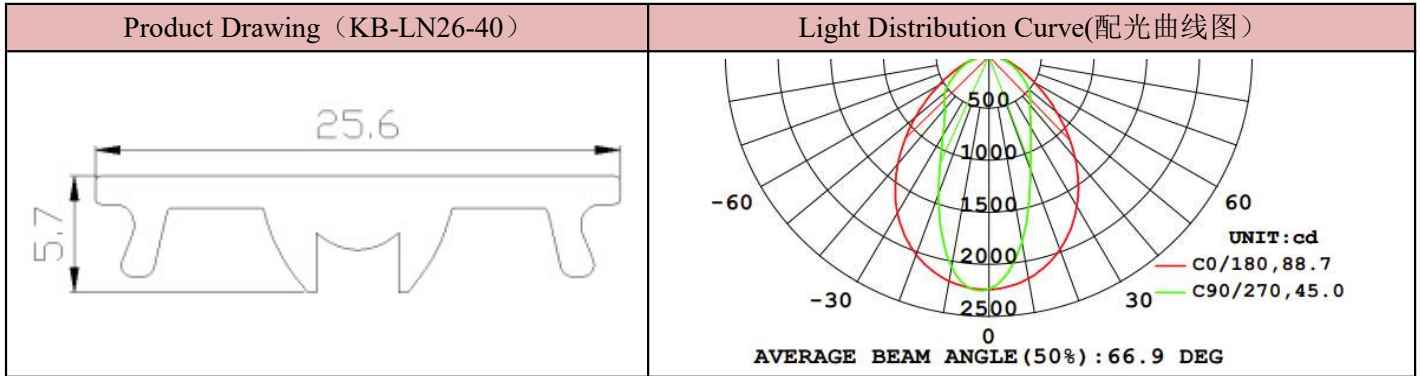
安装方式 | Fastening: snaps

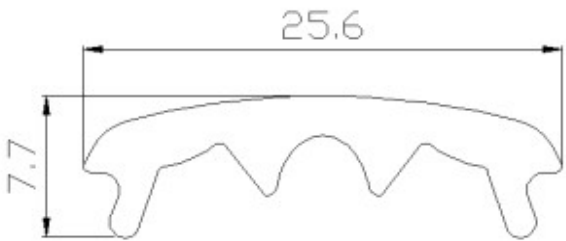
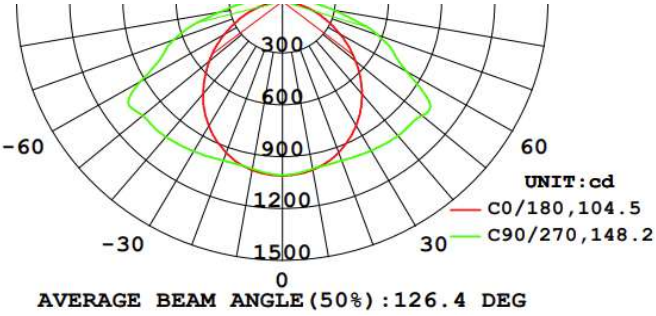

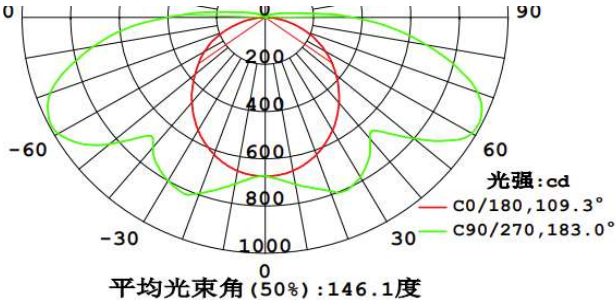
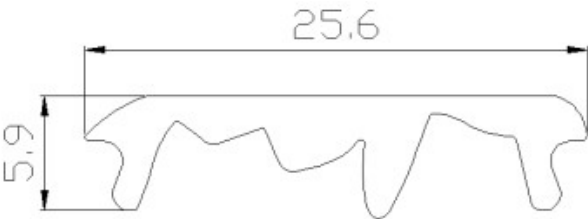
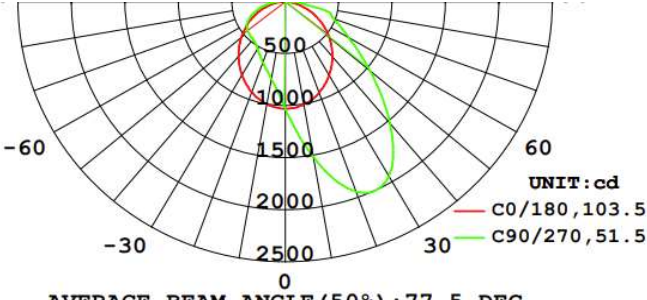
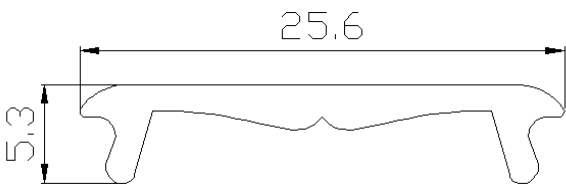
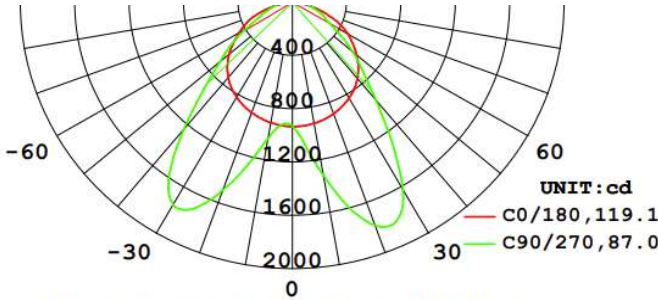
防水圈 | Silica seal : N/A

透光率 | Transmittance: 85~93%

匹配LED | Match Led: SMD3030/2835/5050

Part Number	Lens Surface	Dimension	Beam Angle
KB-LN26-40	珠面/Beads	W25.6*L1140MM	~40*90°
KB-LN26-70	珠面/Beads	W25.6*L1140MM	~70*100°
KB-LN26-90	珠面/Beads	W25.6*L1140MM	~90*100°
KB-LN26-110	珠面/Beads	W25.6*L1140MM	~110*100°
KB-LN26-145	雾面/matt	W25.6*L1140MM	~145*100°
KB-LN26-180	雾面/matt	W25.6*L1140MM	~180*100°
KB-LN26-AS	雾面/matt	W25.6*L1140MM	~Asymmetric
KB-LN26-DAS	条纹面/Strip	W25.6*L1140MM	~Double Asymmetric



<p>Product Drawing (KB-LN26-145)</p>	<p>Light Distribution Curve(配光曲线图)</p>
	 <p>UNIT: cd — C0/180, 104.5 — C90/270, 148.2 AVERAGE BEAM ANGLE (50%): 126.4 DEG</p>
<p>Product Drawing (KB-LN26-180)</p>	<p>Light Distribution Curve(配光曲线图)</p>
	 <p>光强: cd — C0/180, 109.3° — C90/270, 183.0° 平均光束角 (50%): 146.1度</p>
<p>Product Drawing (KB-LN26-AS)</p>	<p>Light Distribution Curve(配光曲线图)</p>
	 <p>UNIT: cd — C0/180, 103.5 — C90/270, 51.5 AVERAGE BEAM ANGLE (50%): 77.5 DEG</p>
<p>Product Drawing (KB-LN26-DAS)</p>	<p>Light Distribution Curve(配光曲线图)</p>
	 <p>UNIT: cd — C0/180, 119.1 — C90/270, 87.0 AVERAGE BEAM ANGLE (50%): 103.0 DEG</p>