



### Product Parameters (产品描述)

产品编号 | Part Number: KB-LN12-xx  
出光角度 | Beam Angle: 30/60/145/Asym  
产品材料 | Material: PMMA  
工作温度 | Work Temp: <85°C

安装方式 | Fastening: snaps  
支架颜色 | /N/A  
透光率 | Transmittance:85~93%  
匹配LED | Match Led:2835|3030|3535

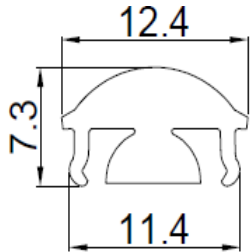
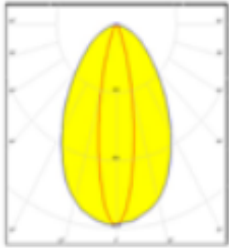
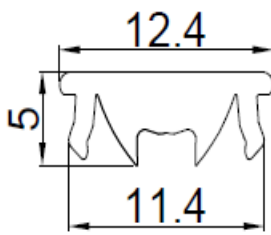
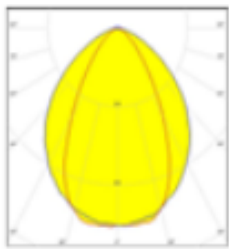
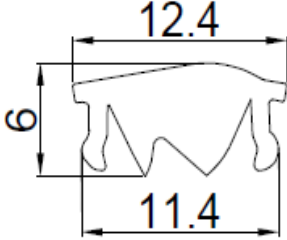
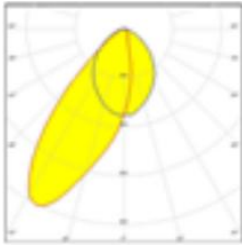
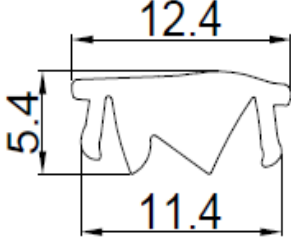
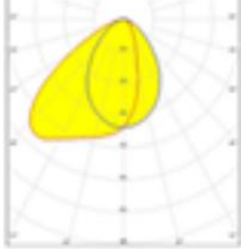
Part Number	Lens Surface	Dimension	Beam Angle
KB-LN12-30	Smooth	W12.4*L cuttable	~30°
KB-LN12-60	Smooth	W12.4*L cuttable	~60°
KB-LN12-AS-25	Smooth	W12.4*L cuttable	~Asymmetric40*25°
KB-LN12-AS-45	Smooth	W12.4*L cuttable	~Asymmetric90*45°
KB-LN12-145	Smooth	W12.2*L cuttable	~145°

### Direction for Use

#### (透镜 | LENS)

- 1, Please use some soft paper or pure water to clean lens ( reflector)
- 2, Don't use any industrial solvent to clean lens surface , such as alcohol
- 3, Storage environment : Temperature 0~40°C , Humidity 30%~95%
- 4, This kind of lens can make the lighting more concentrated, and it's made from transparent material , so please do not open the packages until you use them, in case of the dust and other pollutions.

**Light Distribution Curve (配光曲线图):**

Product Drawing (KB-LN12-30)	Light Distribution Curve(配光曲线图)
	
Product Drawing (KB-LN12-60)	Light Distribution Curve(配光曲线图)
	
Product Drawing (KB-LN12-AS-25)	Light Distribution Curve(配光曲线图)
	
Product Drawing (KB-LN12-AS-45)	Light Distribution Curve(配光曲线图)
	
Product Drawing (KB-LN12-145)	Light Distribution Curve(配光曲线图)
