



Product Parameters (产品描述)

产品编号 | Part Number: KB-LN12-xx
出光角度 | Beam Angle: 30/60/145/Asym
产品材料 | Material: PMMA
工作温度 | Work Temp: <85°C

安装方式 | Fastening: snaps
支架颜色 | /N/A
透光率 | Transmittance:85~93%
匹配LED | Match Led:2835|3030|3535

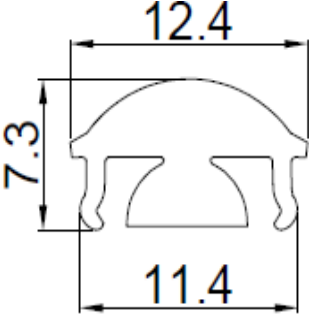
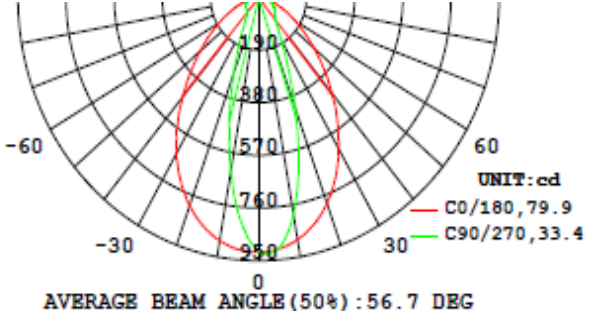
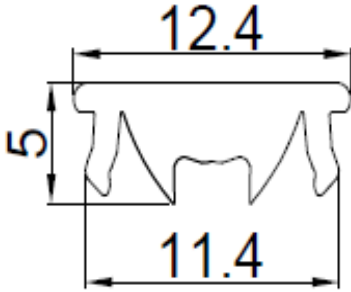
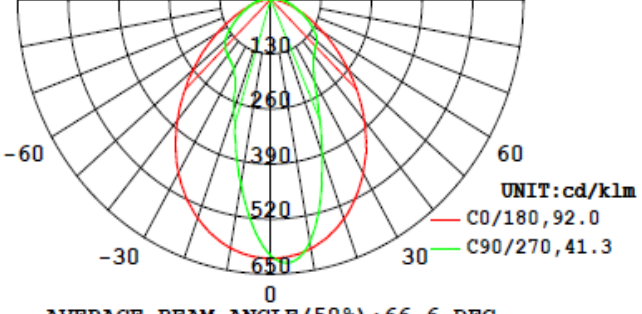
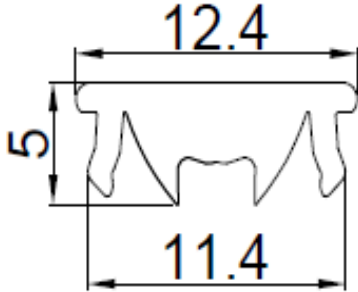
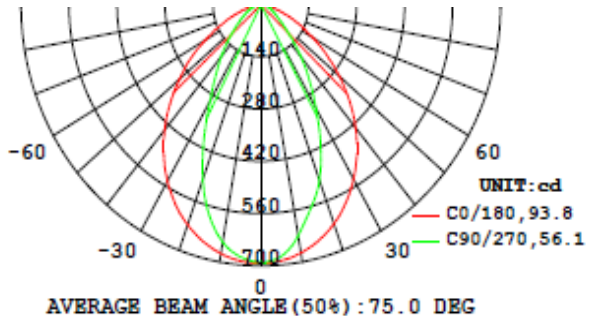
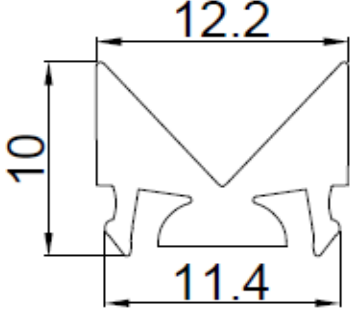
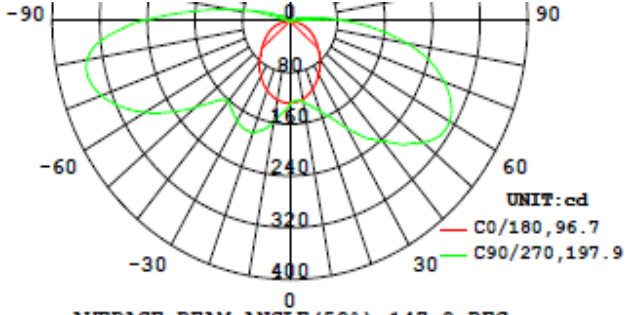
Part Number	Lens Surface	Dimension	Beam Angle
KB-LN12-30	Smooth	W12.4*L cuttable	~30*80°
KB-LN12-40	Smooth	W12.4*L cuttable	~40*90°
KB-LN12-60	Smooth	W12.4*L cuttable	~60*90°
KB-LN12-145	Smooth	W12.2*L cuttable	~200*96°
KB-LN12-AS-1	Smooth	W12.4*L cuttable	~Asymmetric40*25°
KB-LN12-AS-2	Smooth	W12.4*L cuttable	~Asymmetric60*25°

Direction for Use

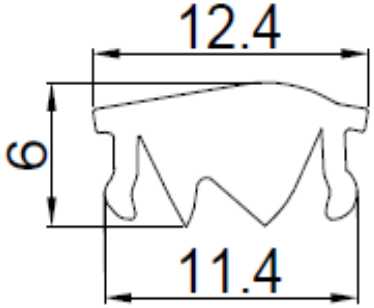
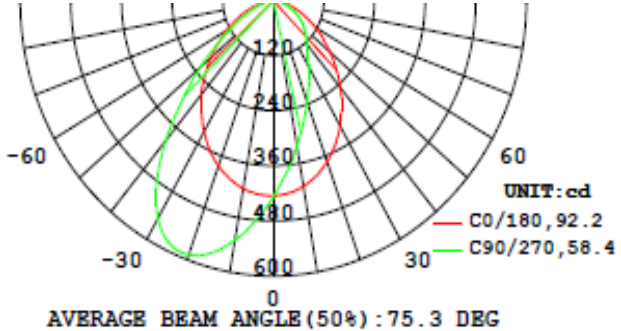
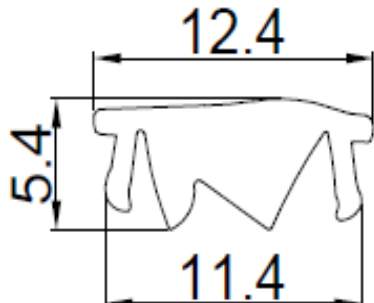
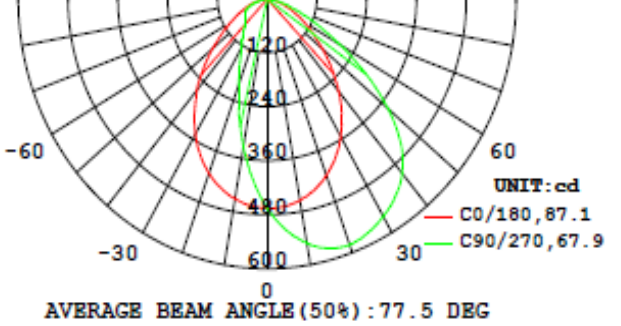
(透镜 | LENS)

- 1, Please use some soft paper or pure water to clean lens (reflector)
- 2, Don't use any industrial solvent to clean lens surface , such as alcohol
- 3, Storage environment : Temperature 0~40°C , Humidity 30%~95%
- 4, This kind of lens can make the lighting more concentrated, and it's made from transparent material , so please do not open the packages until you use them, in case of the dust and other pollutions.

Light Distribution Curve (配光曲线图):

Product Drawing (KB-LN12-30)	Light Distribution Curve(配光曲线图)
	 <p>UNIT: cd — C0/180, 79.9 — C90/270, 33.4 AVERAGE BEAM ANGLE (50%): 56.7 DEG</p>
	 <p>UNIT: cd/klm — C0/180, 92.0 — C90/270, 41.3 AVERAGE BEAM ANGLE (50%): 66.6 DEG</p>
	 <p>UNIT: cd — C0/180, 93.8 — C90/270, 56.1 AVERAGE BEAM ANGLE (50%): 75.0 DEG</p>
	 <p>UNIT: cd — C0/180, 96.7 — C90/270, 197.9 AVERAGE BEAM ANGLE (50%): 147.3 DEG</p>

Light Distribution Curve (配光曲线图):

Product Drawing (KB-LN12-AS-1)	Light Distribution Curve(配光曲线图)
	 <p>UNIT: cd — C0/180, 92.2 — C90/270, 58.4 AVERAGE BEAM ANGLE (50%): 75.3 DEG</p>
Product Drawing (KB-LN12-2)	Light Distribution Curve(配光曲线图)
	 <p>UNIT: cd — C0/180, 87.1 — C90/270, 67.9 AVERAGE BEAM ANGLE (50%): 77.5 DEG</p>